

S.S.P.M.


SELF-SERVICE PASSWORD MANAGEMENT TOOL

Using the SSPM tool is easy, secure, quick and it eliminates the need to visit the Service Desk for help with managing your Hostos password.



SETTING UP YOUR HOSTOS ACCOUNT:

1. Go To "<https://sspm.hostos.cuny.edu>" in your browser
2. Enter your Hostos username
ex. JSMI1234, JSMITH, JSMHO
3. Click the "I'm Not A Robot" indicator
4. Read the Privacy Policy & Terms of Use and click "Agree"



And that's it!

Note: You will be required to answer a one-time question the first time that you use the system.

Once you login, you'll be able to perform the following actions:

FORGOT PASSWORD

You can securely reset your forgotten password by answering your private questions

UNLOCK ACCOUNT



If you have locked your account by typing incorrect passwords, you can unlock it by answering your private questions.

CHANGE PASSWORD

If you know your current password, you can change it here.

ENROLLMENT

You can change your security questions



Hostos Community College



The City University of New York